

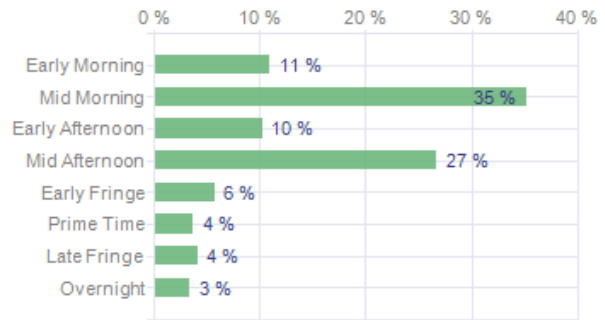
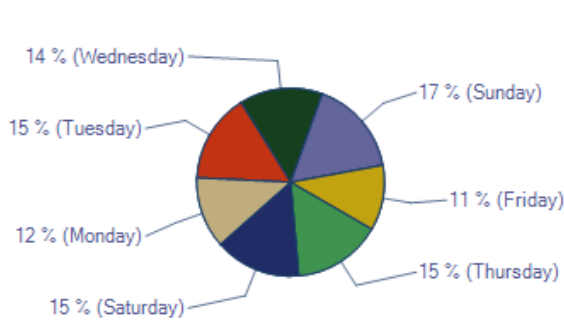
Carriage Summary

Family Travel With Colleen Kelly, Family Travel with Colleen Kelly

1/1/2012 - 2/22/2018

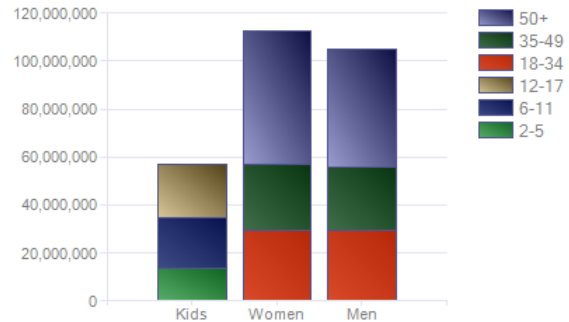
	Telecasts	Channels	Markets	States	% Coverage
All Channels	101299	499	180	48	96.34 %
Main Channels	5773	135	80	31	58.45 %
Primary Channels	1451	46	46	22	23.87 %
Metered Channels	32776	171	56	34	71.05 %
Sub Channels	95526	364	177	47	95.15 %
Secondary Channels	99848	453	178	48	95.42 %

Distribution of Airings by Day and Daypart



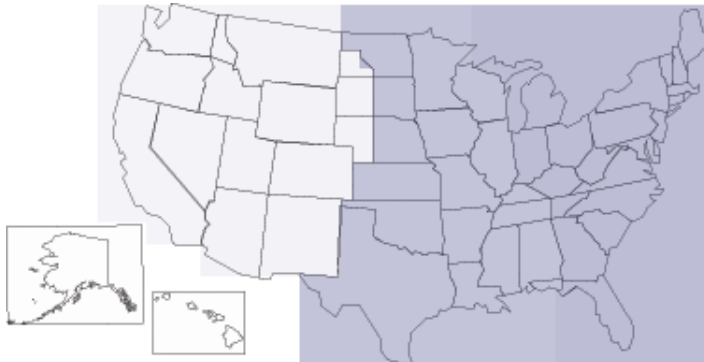
Demographic Information of Potential Audience

Demo Group	Men	Women	Total
People 2+			274,410,782
DMA Households			108,041,280
Kids 2-5			13,508,891
Kids 6-11			21,128,953
Kids 12-17			22,163,343
Adults 18-34	29,700,290	29,544,377	59,244,667
Adults 35-49	26,343,380	27,343,660	53,687,040
Adults 50+	48,836,919	55,840,969	104,677,888



Distribution of Airings by Time Zone

Other	Pacific	Mountain	Central	Eastern
1 %	8 %	8 %	40 %	43 %



Penetration by Market Rank

Rank	Percent
Top 25	100 %
26 to 50	100 %
51 to 100	94 %
101+	75 %

Episodes

Century	Percent
Unknown	1 %
100's	48 %
200's	22 %
300's	16 %
400's	13 %

Carriage Summary
Family Travel With Colleen Kelly, Family Travel with Colleen Kelly
1/1/2012 - 2/22/2018

All Station Coverage Map

